

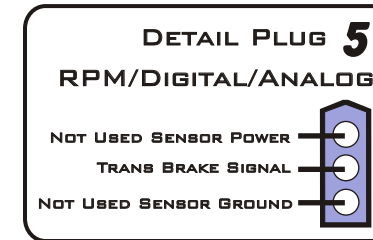
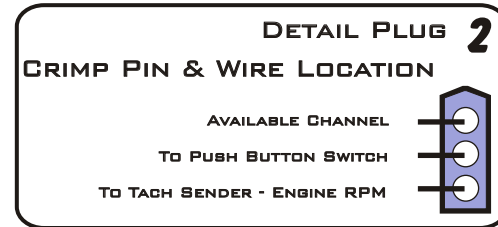
Throttle Stop Package Wiring Guide E-60 Series

2 AMP FUSE MUST BE CONNECTED AS SHOWN
IF NOT THE WARRANTY IS VOID

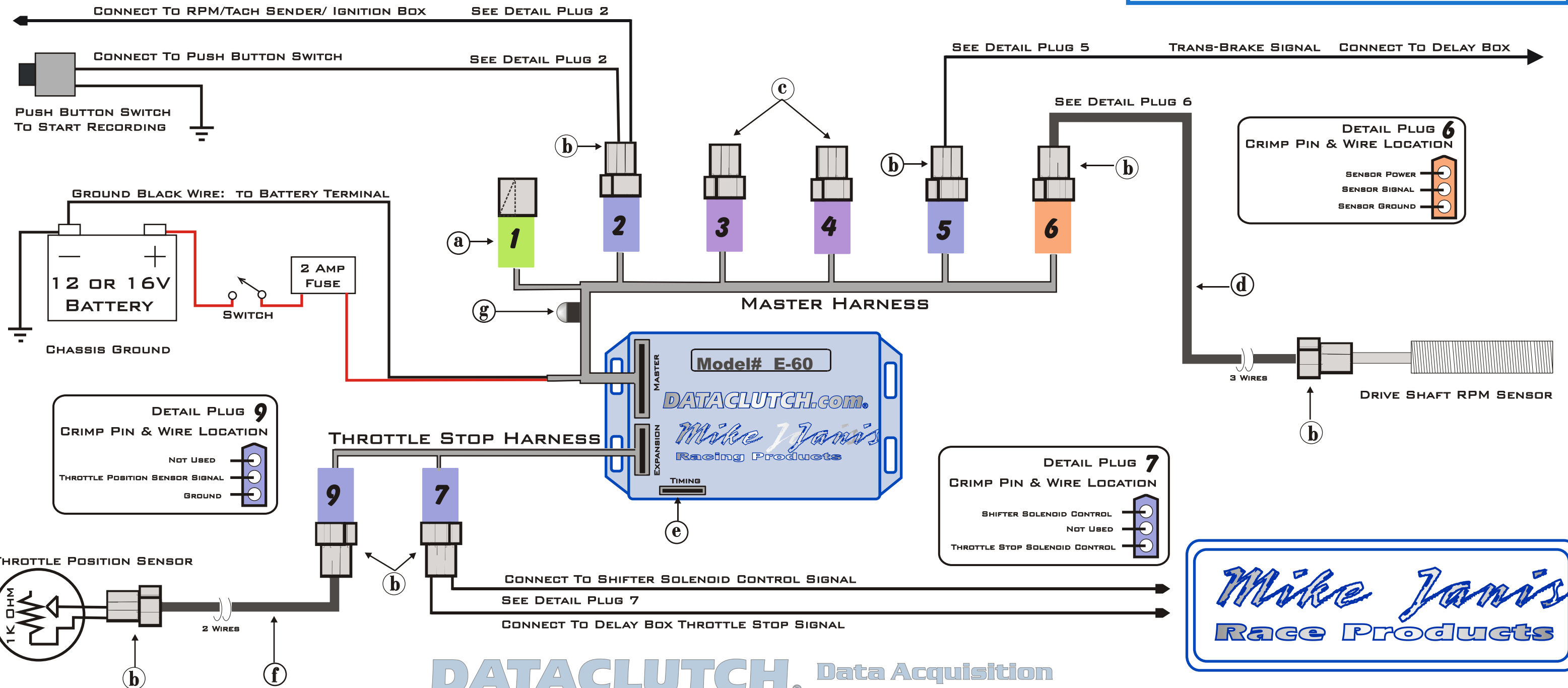
CRIMP PINS REQUIRE BETWEEN 18 AND 22
GAUGE STRANDED WIRE

ALSO REFER TO THE DATACLUTCH E-60 DATA
RECORDER INSTALLATION & SETUP DOCUMENT

HARNESS CONNECTORS ARE NUMBERED AS SHOWN



- (a) EXTERNAL ACCELEROMETER CHANNEL
- (b) CONNECTOR SHELL & CRIMP PINS ARE PROVIDED
USE 18 - 22 GA STRANDED WIRE
- (c) AVAILABLE ANALOG CHANNELS
- (d) OPTIONAL 3 WIRE EXTENDER CABLE # EC3M3W-XXX
- (e) INDIVIDUAL CYLINDER IGNITION TIMING OPTION
- (f) OPTIONAL 2 WIRE EXTENDER CABLE # EC3M2WS-XXX
- (g) LED INDICATOR LIGHT ON WIRE HARNESS



DATACLUTCH Data Acquisition

